

**"No-Touch"
Washroom Accessories**





AUTOMATIC PAPER TOWEL DISPENSERS

STANDARD FEATURES

- Proximity sensing no-touch operation
- Dispenses a pre-set length per cycle from 8" or 9" (205 or 230 mm) wide, 800 ft. (244 m) long rolls.
- AC and battery operated (4) D-size

AVAILABLE MOUNTING STYLES

All units may be available in three mounting styles: Recessed, Semi-Recessed and Surface Mounted. Visit americanspecialties.com for additional details.

POWER SOURCE

Units can be hard-wired or battery-operated. Battery-Operated – Suffix "A" in the product number indicates that the unit is powered by four (4) D-size batteries (not supplied) Hard-Wired – replace suffix "A" in the product number with the suffix "AC"

AUTOMATIC MECHANISM

Units automatically dispense one predetermined length at a time when hands are placed in sensor zone. The owner can predetermine the length of towel dispensed.



 **04692A AUTOMATIC ROLL PAPER TOWEL DISPENSER AND WASTE RECEPTACLE**

Proximity sensing no-touch unit dispenses a pre-set length per cycle from 8" or 9" (205 or 230 mm) wide, 800 ft. (244 m) long rolls. Battery operated (4) D-size.

Unit Size: 17 ¹ / ₄ " x 56" x 10 ¹ / ₄ " (438 x 1422 x 260 mm)	Wall Opening: 15 ³ / ₄ " x 54 ¹ / ₂ " x 10" (400 x 1384 x 254 mm)
---	--




 **94696A AUTOMATIC ROLL PAPER TOWEL DISPENSER AND WASTE RECEPTACLE**

Proximity sensing no-touch unit dispenses a pre-set length per cycle from 8" or 9" (205 or 230 mm) wide, 800 ft. (244 m) long rolls. 10 gal. (37.8 L) stainless steel waste receptacle. Battery operated (4) D-size.

Unit Size: 16 ⁷ / ₁₆ " x 41 ¹ / ₄ " x 10 ¹¹ / ₁₆ " (410 x 1050 x 225 mm)	Wall Opening: 14 ⁵ / ₈ " x 39 ³ / ₄ " x 10" (371 x 1010 x 254 mm)
---	--




 **046921A AUTOMATIC RECESSED ROLL TOWEL DISPENSER AND WASTE RECEPTACLE**

Proximity sensing no-touch unit dispenses a pre-set length per cycle from 8" or 9" (205 or 230 mm) wide, 800 ft. (244 m) long rolls. 12 gal. (45.4 L) waste receptacle. Battery operated (4) D-size.

Unit Size: 17 ¹ / ₄ " x 56" x 10 ¹ / ₄ " (438 x 1422 x 260 mm)	Wall Opening: 15 ³ / ₄ " x 54 ¹ / ₂ " x 10 ¹ / ₄ " (400 x 1390 x 260 mm)
---	---



 **046924A AUTOMATIC RECESSED ROLL TOWEL DISPENSER AND WASTE RECEPTACLE**

Proximity sensing no-touch recessed unit dispenses a pre-set length per cycle from 8" or 9" (205 or 230 mm) wide, 800 ft. (244 mm) long rolls. 14 gal. (53 L) waste receptacle. Battery operated (4) D-size.

Unit Size: 17 ¹ / ₄ " x 56" x 9" (438 x 1422 x 229 mm)	Wall Opening: 15 ³ / ₄ " x 54 ¹ / ₂ " x 4" (400 x 1384 x 102 mm)
---	---



64696A AUTOMATIC ROLL PAPER TOWEL DISPENSER AND WASTE RECEPTACLE

Proximity sensing no-touch unit dispenses a pre-set length per cycle from 8" or 9" (205 or 230 mm) wide, 800 ft. (244 m) long rolls. 8.6 gal. (32.6 L) stainless steel waste receptacle. Battery operated (4) D-size.

Unit Size:
16⁷/₁₆" x 41¹/₄" x 10¹/₄"
(408 x 1048 x 261 mm)

Wall Opening:
14⁵/₈" x 39³/₄" x 10"
(371 x 1010 x 254 mm)



204692A AUTOMATIC RECESSED ROLL PAPER TOWEL DISPENSER AND WASTE RECEPTACLE

Fabricated of 18 gauge type 304 stainless steel. 17.8 gal. (67.2 L) removable waste receptacle.

Unit Size:
17³/₈" x 56¹/₁₆" x 10"
(441 x 1424 x 254 mm)

Wall Opening:
15¹³/₁₆" x 54¹¹/₁₆" x 10"
(402 x 1389 x 254 mm)



2046921A RECESSED AUTOMATIC ROLL PAPER TOWEL DISPENSER AND WASTE RECEPTACLE FOR ADAAG COMPLIANCE

Smaller waste receptacle, 13.5 gal. (51.1 L), allows unit to be ADA compliant. Internal shelf is ideal for paper towel storage.

Unit Size:
17³/₈" x 56¹/₁₆" x 10"
(441 x 1424 x 254 mm)

Wall Opening:
15¹³/₁₆" x 54¹¹/₁₆" x 10"
(402 x 1389 x 254 mm)



64672 RECESSED COMBO THREE-IN-ONE

This three-in-one paper towel dispenser with waste receptacle and high-speed automatic hand dryer provides quick drying, <15 seconds. Dispenses 500 standard multi-fold or 400 standard C-fold paper towels and shall have a waste capacity of 6.8 gal (26 L). Durable 20 gauge stainless steel cover has a satin finish. Dryer has 5-year warranty. Optional voltages available.

Unit Size:
15³/₈" x 55³/₈" x 7¹/₂"
(391 x 1407 x 191 mm)

Wall Opening:
14³/₃₂" x 54³/₈" x 7¹/₄"
(358 x 1381 x 184 mm)





045210A RECESSED AUTOMATIC ROLL PAPER TOWEL DISPENSER

Towels are automatically dispensed when hands are placed in sensor zone. Cabinet and frame are fabricated of 22 gauge type 304 steel alloy 18-18.

Wall Opening:
 15³/₄" x 26¹/₂" x 10¹/₄"
 (400 x 673 x 260 mm)



8523A SURFACE MOUNTED AUTOMATIC ROLL PAPER TOWEL DISPENSER

Automatic touchless roll towel dispenser is powered by batteries. Each activation feeds out a length of towel selected by owner by setting length, delay, and paper saving switches.

Overall size:
 13" x 17³/₄" x 10"
 (330 x 451 x 254 mm)



204523A RECESSED AUTOMATIC ROLL PAPER TOWEL DISPENSER

Fabricated of 22 gauge stainless steel with satin finish. Towels are dispensed one length at a time automatically when hands are placed in sensor zone until supply is depleted.

Overall Dimensions:
 17³/₈" x 27³/₄" x 11¹¹/₁₆"
 (441 x 705 x 297 mm)



045224A AUTOMATIC ROLL PAPER TOWEL DISPENSER

Proximity sensing no-touch unit dispenses a pre-set length per cycle from 8" or 9" (205 or 230 mm) wide, 800 ft. (244 m) long rolls.

Unit Size:
 17¹/₄" x 30¹/₂" x 10¹/₄"
 (438 x 775 x 260 mm)

Wall Opening:
 15³/₄" x 29" x 4"
 (400 x 740 x 102 mm)

SHOWN: 0390 EZ FILL™
SOAP DISPENSING SYSTEM



AUTOMATIC SOAP & HAND SANITIZER DISPENSERS

ASI offers a full range of soap dispensers, from manual and automatic operation, and single unit to 6-unit multi-feed. Each of our soap dispensers are easy to use and maintain.

You can choose from surface mounted, recessed or lavatory mounted models for lotion, powder or surgical soap dispensers to meet your washroom needs. Of special interest is our EZ FILL™ top-fill multi-feed soap dispensing system.

EZ FILL™ FEATURES

- Top-fill, expandable system
- Heavy-duty brass dispensers with chrome-plated finish
- Counter-mounted port has an anti-theft cover
- This EZ FILL™ system is electrically operated using batteries or alternating current
- Multifeed system
- 169 oz. tank capacity





20333 AUTOMATIC DECK MOUNTED SOAP DISPENSER

Constructed of polished type 304 stainless steel on exposed surfaces with battery-operated, hands-free sensor. LEDs indicate function, battery condition and soap supply level on face front. Translucent tank. Capacity: 54 oz. (1600 ml) of liquid soap.

Overall Dimensions:
 4" x 21½"
 (102 x 546 mm)

Spout Projection: 37/8" (99 mm)



 **20364 AUTOMATIC SOAP DISPENSER**

Hands-free, battery-operated soap dispenser. Dispensing cycles adjustable with tamper-proof magnetic key. Seamless drawn type 304 stainless steel cover. Translucent removable internal tank for easy-to-view level. LED indicates adjustment and operation. Capacity: 34 oz. (1000 ml). ADA compliant.



 **20365 AUTOMATIC FOAM SOAP DISPENSER**

A foam drop is dispensed out of the nozzle on unit bottom each time its battery-operated sensor is activated. Capacity: 34 oz. (1000 ml) of liquid foaming soaps within a wide range of viscosity.

Overall Dimensions:
 5½" x 107/8" x 4"
 (140 x 276 x 102 mm)
 ADA compliant



 **0360 AUTOMATIC SOAP DISPENSER**

Stainless steel, satin finish, proximity sensor, battery operated. Tamper-resistant soap level viewing window, removable lid with special lock and key. Capacity: 35 fl. oz. (1000 ml).

Overall Dimensions:
 47/16" x 9¼" x 47/8"
 (113 x 235 x 124 mm)



 **0361 AUTOMATIC SOAP DISPENSER**

White, high-impact plastic, proximity sensor, battery operated. Tamper-resistant soap level viewing window, swing open body with special lock and key. Capacity: 28 fl. oz. (800 ml).

Overall Dimensions:
 35/8" x 105/16" x 43/8"
 (92 x 262 x 111 mm)



 **0362 AUTOMATIC SOAP DISPENSER**

Stainless steel soap dispenser in satin finish with proximity sensor. Unit is battery operated and has tamper-resistant viewing window. Suitable for dispensing higher viscosity soaps.

Overall Dimensions:
 105/8" x 413/16" x 41/8"
 (122 x 270 x 105 mm)

0363 AUTOMATIC SOAP DISPENSER

Same as 0362 except bright polished finish

SHOWN: 20200 TRI-UMPH™
HIGH-SPEED HAND DRYER



AUTOMATIC HAND DRYERS

STANDARD FEATURES

- Energy Efficient
- Powerful – Thorough and fast drying
- Classic Styling – Looks great in every washroom
- Sanitary – All are no-touch operation
- Cost Efficient – No paper towels, less trash disposal
- More ADA-Compliant Models
- Multiple Models and Finishes – More choices
- Easy Installation – Installs quickly with standard tools
- Durable – Backed by a warranty, up to 10 years
- BAA Compliant – All comply with the Buy American Act (BAA)

FINISH/COLOR OPTIONS

White is standard if no color is indicated. (Printing limitations prohibit true color representation.) Refer to our webpage for more color options.



20201—White



Decibel Level
Min: 59 dB-A @ 2M
Max: 72 dB-A @ 2M

Dry Time: Approx. 12 seconds




0197 TURBO-Dri™ HAND DRYER

Quick drying, <12 seconds, and powerful, yet quiet, with 60-second auto shut off; automatic operation using infrared sensor with auto-resetting thermostat. Heavy-duty, one-piece-formed unit in bright or satin stainless steel finish. Optional voltages available.

Overall Dimensions:
 8¹/₁₆" x 11¹⁹/₆₄" x 7⁵/₆₄"
 (205 x 287 x 180 mm)

Finish/Color Options:



Bright Satin
 Stainless Steel



0119 TURBO-Dri™ SEMI-RECESS KIT

Semi-recess kit reduces protrusion to less than 4", meeting both ADAAG and CalDAG Barrier-Free requirements.

Wall Opening:
 10³/₄" x 16⁵/₈" x 3³/₄"
 (273 x 416 x 95 mm) (min)



Decibel Level
 69 dB-A @ 2M

Dry Time: Under 15 seconds

20199 ROVAL RECESSED HIGH-SPEED HAND DRYER

This high-performing hand dryer, with a drying time of 10-15 seconds, has a cover made of 18 gauge stainless steel and uniquely complements the Roval™ Collection with its bowed face and gently radiused edges. 5-year warranty.



Decibel Level
Min: 68.9 dB-A @ 2M
Max: 74.3 dB-A @ 2M

Dry Time: Under 15 seconds



0134 TURBO-TUFF

Quick drying, <15 seconds, and operates automatically using infrared sensor with auto-resetting thermostat. Owner-adjustable air speed & temperature and on/off heating options. Dryer automatically shuts off after time-out when user removes hands from sensor zone. ADA compliant. Optional voltages available.

Unit Size:
 12¹⁹/₃₂" x 15³/₄" x 4¹/₁₆"
 (320 x 400 x 103 mm)

Wall Opening:
 12⁵/₁₆" x 15³/₁₆" x 3⁷/₈"
 (313 x 386 x 98 mm)





Decibel Level
Min: 65 dB-A @ 2M
Max: 69.8 dB-A @ 2M
Dry Time: Under 12 seconds

2020 TRI-Umph™ HIGH-SPEED HAND DRYER

Satin look cover: ABS plastic with silver ions. Ergonomic—no need to bend over or bend knees. Air blows down and back from vents on one side. No water splash-back. Ultra hygienic—over 99% of airborne bacteria is eliminated with the removable Super Filter System. 5-year warranty.

MODEL OPTIONS:
20201 White finish



White
(also available)



A0247-TRBS OPTIONAL CERAMIC BACKPLATE FOR THE TRI-Umph™ HAND DRYER

Large absorbing/evaporating ceramic plate covers the wall directly behind the opening of the unit. Plate matches the ceramic plate on hand dryer. Installation can be retroactive.



Decibel Level
69.1 dB-A @ 2M

0198 TURBO-Dri Jr.

Powerful, quick drying, <15 seconds, yet quiet (69 dB-A); automatic operation and resetting thermostat with 2-second delayed turn off. Heavy-duty, one-piece-formed unit in white or satin stainless steel finish with 5-year warranty. Optional voltages available.

Overall Dimensions:
9²⁵/₃₂" x 6⁵/₈" x 5¹³/₃₂"
(248.3 x 168.2 x 138.5 mm)



Finish/Color Options:

-92

Bright White
Stainless Steel



Decibel Level
Min: 68.9 dB-A @ 2M
Max: 74.3 dB-A @ 2M

Dry Time: Under 15 seconds



0199-93 ASI TURBO-ADA

Quick drying, <15 seconds, and automatic operation using infrared sensor with auto-resetting thermostat. Owner-adjustable air speed & temperature and on/off heating options with shut off when user removes hands from sensor zone. Standard white cover; optional bright or satin stainless steel finish. Optional voltages available.

Overall Dimensions:
10⁵/₈" x 8¹⁵/₃₂" x 4"
(270 x 215 x 102 mm)



Finish/Color Options:

-92

Bright White
Stainless Steel



Decibel Level
 69.2 dB-A @ 2M

Dry Time: Under 25 seconds

 **0185-93 PROFILE™ STEEL COVER WITH PORCELAIN ENAMEL FINISH**

Quick drying, <25 seconds, and no-touch, energy efficient operation. Universal voltage; automatically adjusts to voltages of 100 to 240 VAC - 50/60 Hz. Modern design and durable. Refer to our webpage for more color options.


Overall Dimensions:
 14¹/₁₆" x 10¹³/₁₆" x 3¹⁵/₁₆"
 (367 x 275 x 100 mm)
 ADA compliant

Finish/Color Options:



Decibel Level
 69.2 dB-A @ 2M

Dry Time: Under 25 seconds

 **0195 PROFILE™ CAST IRON COVER WITH PORCELAIN ENAMEL FINISH**

Quick drying, <25 seconds, and no-touch, energy efficient operation. Universal voltage; automatically adjusts to voltages of 100 to 240 VAC - 50/60 Hz. Modern design and durable. Refer to our webpage for more color options. ADA compliant.

Overall Dimensions:
 15³/₃₂" x 11⁷/₃₂" x 3¹⁵/₁₆"
 (383 x 285 x 100 mm)
 ADA compliant.



Decibel Level
Min: 60 dB-A @ 2M
Max: 66 dB-A @ 2M

Dry Time: Under 30 seconds

0141 PORCELAIN HAND DRYER

Quick drying, <30 seconds, and no-touch, energy efficient operation. Dries both hands and face. Refer to our webpage for more color options.

Overall Dimensions:
 9⁷/₁₆" x 9⁴/₁₆" x 6³/₈"
 (240 x 245 x 162 mm)

Electrical Specifications:

Motor: 1/8 HP-3150 RPM - Brushless
 Air Output: 142.4 CFM - Temp 127° F (53° C)



Decibel Level
 70.3 dB-A @ 2M

Dry Time: Under 30 seconds

 **0165 PROFILE™ COMPACT AUTOMATIC HAND DRYER**

115-240 VAC - 50/60 Hz. Universal voltage. 10-year warranty. ADA compliant.

Overall Dimensions:
 11³/₈" x 11⁷/₃₂" x 3⁷/₈"
 (289 x 285 x 99 mm)

Color Options:

Refer to our webpage for more color options.

ONLY ASI CAN SUPPLY EVERYTHING FOR YOUR WASHROOM

And only ASI Group offers the industry's most cutting-edge hand dryers, soap dispensers, baby changers, paper towel dispensers, partitions, lockers and much, much more.



Distributed by:

ASI[®] *Integrated Solutions*
Partitions · Accessories · Lockers

© 2015 American Specialties, Inc.

American Specialties, Inc.
441 Saw Mill River Rd, Yonkers, NY 10701
Tel: 914.476.9000 Fax: 914.476.0688
E-mail: info@americanspecialties.com
Web: americanspecialties.com

ASI98380115